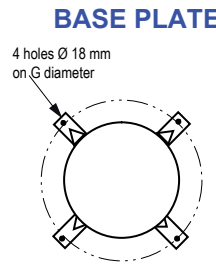
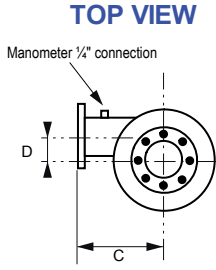
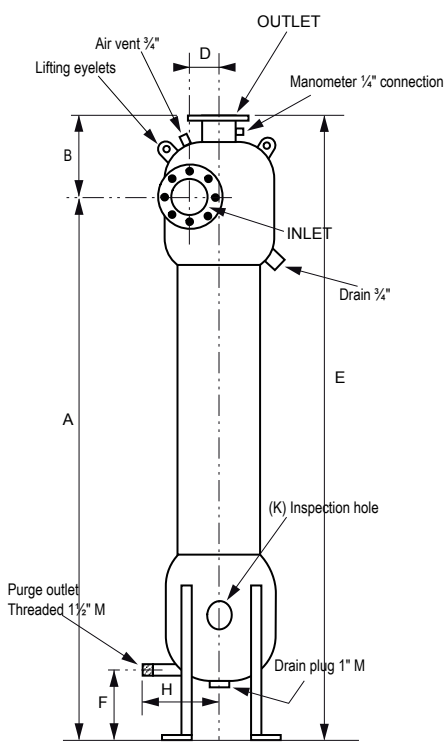
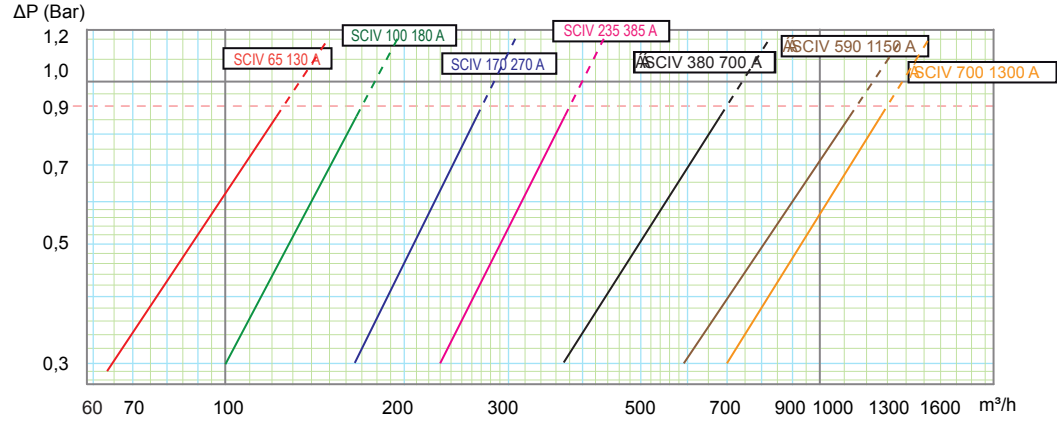


CENTRIFUGAL SEPARATORS BCB!DEMOUNTABLE HEAD MODELS

SCIV - A Series



GENERAL SPECIFICATIONS AND DIMENSIONS IN mm

Maximum working pressure/temperature: 10 bar at 70° C, for models SCIV 65 130 A to SCIV 380 700 A
10 bar at 40° C, for models SCIV 590 1150 A and SCIV 700 1300 A

| Model | Flow (m ³ / h) | | Flow (l / mn) | | ΔP bar | | Maximum particles Size | Purge size Threaded M |
|-----------------|---------------------------|------|---------------|-------|--------|-----|------------------------|-----------------------|
| | min | max | min | max | min | max | | |
| SCIV 65 130 A | 65 | 130 | 1067 | 2083 | 0.3 | 0.9 | 9 mm | 1 1/2" |
| SCIV 100 180 A | 100 | 180 | 1500 | 2833 | 0.3 | 0.9 | 9 mm | 1 1/2" |
| SCIV 170 270 A | 170 | 270 | 2750 | 4500 | 0.3 | 0.9 | 9 mm | 1 1/2" |
| SCIV 235 385 A | 235 | 385 | 3833 | 6333 | 0.3 | 0.9 | 9 mm | 1 1/2" |
| SCIV 380 700 A | 380 | 700 | 6167 | 11667 | 0.3 | 0.9 | 9 mm | 2" |
| SCIV 590 1150 A | 590 | 1150 | 9833 | 19167 | 0.3 | 0.9 | 9 mm | 2" |
| SCIV 700 1300 A | 650 | 1300 | 10833 | 21667 | 0.3 | 0.9 | 9 mm | 2" |

| Model | A | B | C | D | F | H | Inlet / Outlet Flange PN10 or PN16 | Weight kg | Collection Chamber Volume | K |
|-----------------|------|-----|-----|-----|-----|-----|------------------------------------|-----------|---------------------------|---------|
| SCIV 65 130 A | 1540 | 410 | 300 | 80 | 300 | 210 | DN 100 | 210 | 23 liters | 80*120 |
| SCIV 100 180 A | 1945 | 480 | 355 | 94 | 300 | 250 | DN 125 | 280 | 58 liters | 80*120 |
| SCIV 170 270 A | 1945 | 480 | 355 | 94 | 300 | 250 | DN 150 | 305 | 58 liters | 80*120 |
| SCIV 235 385 A | 2335 | 625 | 400 | 119 | 300 | 300 | DN 200 | 380 | 62 liters | 100*150 |
| SCIV 380 700 A | 2580 | 760 | 505 | 143 | 300 | 350 | DN 250 | 590 | 177 liters | 100*150 |
| SCIV 590 1150 A | 2780 | 870 | 545 | 143 | 300 | 400 | DN 300 | 725 | 350 liters | 100*150 |
| SCIV 700 1300 A | 3180 | 970 | 650 | 200 | 300 | 450 | DN 350 | 995 | 520 liters | 100*150 |

Separators are manufactured to European norms PED 97/23/CEE. Basic models to liquid Group 2, Chart 4 Art. 3 §3. Higher levels upon request

0112-JUMAG-Leaflet-Technical-SCIV-A-Rev2